A B&B ELECTRONICS Company

User module

WoL Gateway

APPLICATION NOTE





Used symbols

Danger – important notice, which may have an influence on the user's safety or the function of the device.

Attention – notice on possible problems, which can arise in specific cases.

Information, notice – information, which contains useful advice or special interest.

Conel s.r.o., Sokolska 71, 562 04 Usti nad Orlici, Czech Republic
Manual issued in CZ, October 20, 2014

Contents

1 Description of user module 1

2 Configuration of user module 2

3 Recommended literature 3

List of Figures

1 Web interface 1
2 Configuration form 2

List of Tables

1 Description of items in web interface 2

1. Description of user module

User module *WoL Gateway* is not contained in the standard router firmware. Uploading of this user module is described in the Configuration manual (see [1, 2]).

The user module is v2 and v3 router platforms compatible.

This module allows router to listen to communication on the specified UDP port, receive packets from a predetermined source (*Source IP*) and forward these packets to appropriate address (*Destination IP*) as a broadcast. The module also puts the final touches to DHCP server configuration.

For configuration *WoL Gateway* user module is available web interface, which is invoked by pressing the module name on the *User modules* page of the router web interface. The left part of the web interface (ie. menu) contains only the *Return* item, which switches this web interface to the interface of the router.

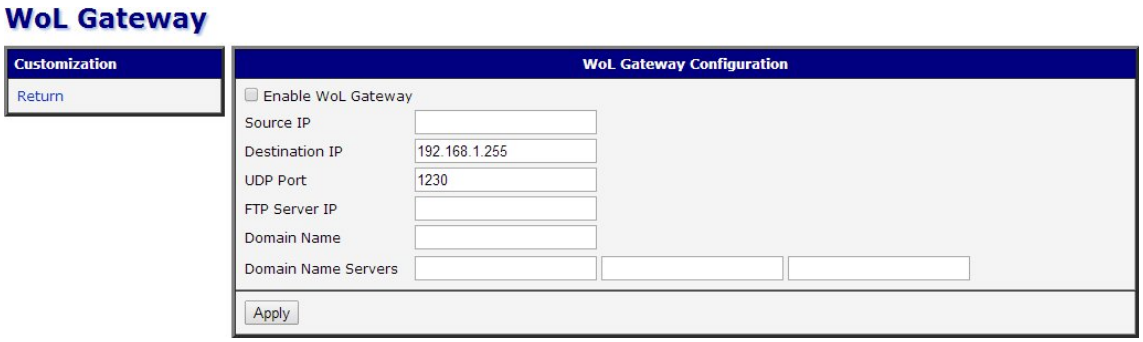

Figure 1: Web interface

2. Configuration of user module

The actual configuration of this user module is performed via the form on the right side. The first item in this form – *Enable WoL Gateway* – is used to activate these user module. Meaning of other items is described in the table below:

Item	Description
Source IP	Source IP address (packets are received from this address)
Destination IP	Destination IP address (packets are forwarded to this address)
UDP Port	UDP port used for communication
FTP Server IP	IP address of an FTP server (corresponds to DHCP parameter 161)
Domain Name	Domain Name
Domain Name Servers	Specifies up to three DNS servers

Table 1: Description of items in web interface

All changes will take effect after pressing the *Apply* button.

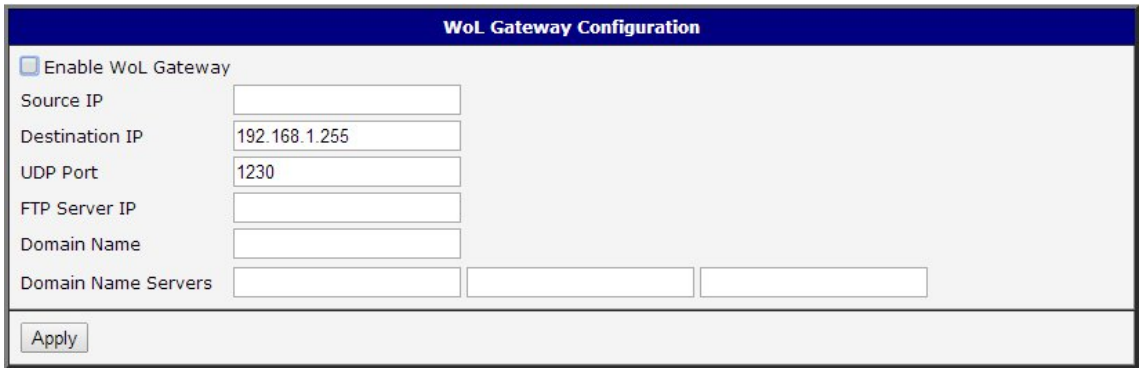

Figure 2: Configuration form

3. Recommended literature

[1] Conel: **Configuration manual for v2 routers**
[2] Conel: **Configuration manual for v3 routers**